


Technical data sheet

Cable ladder LG 110, 6 m VS FS

Item number: 6216442



Cable ladder with perforated side rail of side height 110 mm with riveted C profile rungs, open in an upwards direction. The cable ladder is shipped folded up.

You can find the appropriate type 2056 clamp clip in the vertical ladder systems section. Magnetic shield insulation without cover 10 dB, with cover 15 dB.



St Steel

FS Strip galvanized

Master data

Item number	6216442
Type	LG 112 VS 6 FS
Description 1	Cable ladder
Description 2	perforated, with VS rung
Manufacturer	OBO
Dimension	110x200x6000
Material	Steel
Surface	Strip galvanized
Surface standard	DIN EN 10346
Smallest sales unit	6
Unit of quantity	Metre
Weight	374.966 kg
Weight unit	kg/100 m

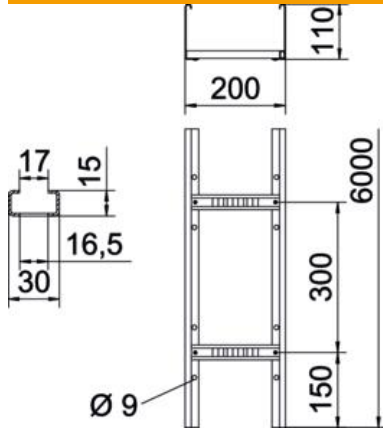
Technical data sheet

Cable ladder LG 110, 6 m VS FS

Item number: 6216442



Dimensions



Dimension	110x200x6000
Length	6,000 mm
Length	6,000 ft
Width	200 mm
Height	110 mm
Dimension B	200 mm
Rung slot dimension	16.50

Technical data

Version of the rungs	Profile perforated
Side rail version	Flat profile
Fastening of rung	Blind riveted
Maintain electrical functions	no
Usable cross-section	188 cm ²
Usable cross-section	18800 mm ²
Rustproof steel, pickled	no
Side perforation	yes
Rung distance	300 mm
Wide-span version	no
Rail thickness	1.5 mm

Technical data sheet

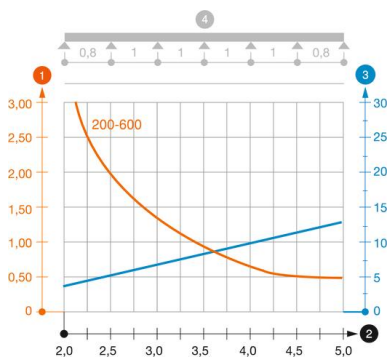
Cable ladder LG 110, 6 m VS FS

Item number: 6216442



Loads

Insertable support spacings, min.	2 m
Insertable support spacings, max.	5 m
Support spacing 2.0 m	3.1 kN/m
Support spacing 2.5 m	2 kN/m
Support spacing 3.0 m	1.4 kN/m
Support spacing 3.5 m	0.9 kN/m
Support spacing 4.0 m	0.65 kN/m
Support spacing 4.5 m	0.5 kN/m
Support spacing 5.0 m	0.5 kN/m



Load diagram, cable ladder, type LG 110 VS

- 1 Permitted cable tray/ladder load in kN/m without man load
- 2 Support width in m
- 3 Rail bend in mm at permitted kN/m
- 4 Load scheme during testing
- Load curve with cable tray/ladder width in mm
- Strut bend curve according to support width