


Technical data sheet

Cable tray MKS 110 FS

Item number: 6060102



MKS 110 = medium-duty cable tray system with a side height of 110 mm.
Magnetic shield insulation without cover 20 dB, with cover 50 dB.



- St** Steel
- FS** Strip galvanized

Master data

Item number	6060102
Description 1	Cable tray MKS
Description 2	perforated
Manufacturer	OBO
Dimension	110x100x3000
Material	Steel
Surface	Strip galvanized
Surface standard	DIN EN 10346
Smallest sales unit	3
Unit of quantity	Metre
Weight	267.7 kg
Weight unit	kg/100 m

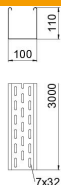
Technical data sheet

Cable tray MKS 110 FS

Item number: 6060102



Dimensions



Dimension	110 x 100
Length	3,000 mm
Length	10 ft
Width	100 mm
Width	4 in
Height	110 mm
Height	4 in
Plate thickness	0.04 in
Plate thickness	1 mm
Maß W	100 mm

Technical data

Connector version	Without connectors
Mounting system fastening type	Floor Ceiling Wall
Walkable	no
Maintain electrical functions	no
With cover	no
Mounting perforation in base	yes
NATO hole pattern	no
Usable cross-section	108 cm ²
Usable cross-section	10800 mm ²
Rustproof steel, pickled	no
Side perforation	yes
Wide-span version	no
Load test type according to IEC 61537	Type II
Type of connector, cable support system	Screwed

Technical data sheet

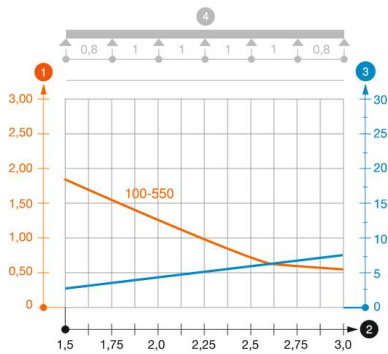
Cable tray MKS 110 FS

Item number: 6060102



Loads

Insertable support spacings, min.	1.5 m
Insertable support spacings, max.	3 m
Support spacing 1.5 m	1.85 kN/m
Support spacing 2.0 m	1.3 kN/m
Support spacing 2.5 m	0.75 kN/m
Support spacing 3.0 m	0.6 kN/m



Load diagram, cable tray, type MKS 110

- 1 Permitted cable tray/ladder load in kN/m without man load
- 2 Support width in m
- 3 Rail bend in mm at permitted kN/m
- 4 Load scheme during testing
- Load curve with cable tray/ladder width in mm
- Strut bend curve according to support width