

# Technical data sheet


## Cable ladder SLCS 110, 3 m C30 FT

Item number: 6207320



Cable ladder with 110 mm side height with welded C30 profile rungs which are open in an upwards direction. Rolled side rail for reinforcement and as edge protection. Fastening to the bracket takes place using clamps, type LKS 40. The slot dimension of the frame is 16.5 mm and the appropriate clamp clip is type 2056.

Magnetic shield insulation without cover 10 dB, with cover 15 dB.



**St** Steel

**FT** Hot-dip galvanised

### Master data

Item number	6207320
Type	SLCS 111003 FT
Description 1	Cable ladder
Description 2	unperforated rung, welded
Manufacturer	OBO
Dimension	110x1000x3m
Material	Steel
Surface	Hot-dip galvanised
Surface standard	DIN EN ISO 1461
Smallest sales unit	3
Unit of quantity	Metre
Weight	791.8 kg
Weight unit	kg/100 m

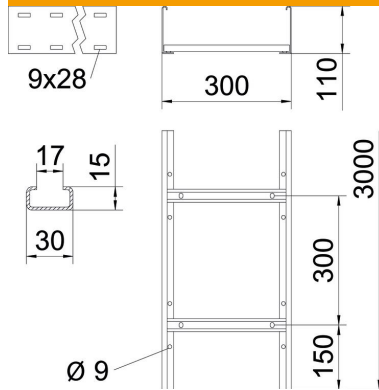
# Technical data sheet

## Cable ladder SLCS 110, 3 m C30 FT

Item number: 6207320



### Dimensions



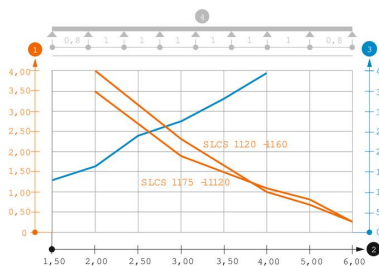
Length	3,000 mm
Length	3,000 ft
Width	1,000 mm
Height	110 mm
Dimension B	1,000 mm

### Technical data

Version of the rungs	Profile unperforated
Side rail version	Flat profile
Fastening of rung	Welded
Maintain electrical functions	no
Usable cross-section	900 cm <sup>2</sup>
Usable cross-section	90000 mm <sup>2</sup>
Rustproof steel, pickled	no
Side perforation	yes
Rung distance	300 mm
Wide-span version	no
Rail thickness	2 mm

### Loads

Insertable support spacings, min.	2 m
Insertable support spacings, max.	6 m
Support spacing 2.0 m	3.5 kN/m
Support spacing 3.0 m	1.9 kN/m
Support spacing 4.0 m	1 kN/m
Support spacing 5.0 m	0.8 kN/m
Support spacing 6.0 m	0.25 kN/m



Load diagram, cable ladder, type SLCS 110

- 1 Permitted cable tray/ladder load in kN/m without man load
- 2 Support width in m
- 3 Rail bend in mm at permitted kN/m
- 4 Load scheme during testing
- Load curve with cable tray/ladder width in mm
- Strut bend curve according to support width